

Horizon Europe:
The first assessment
SURVEY RESULTS

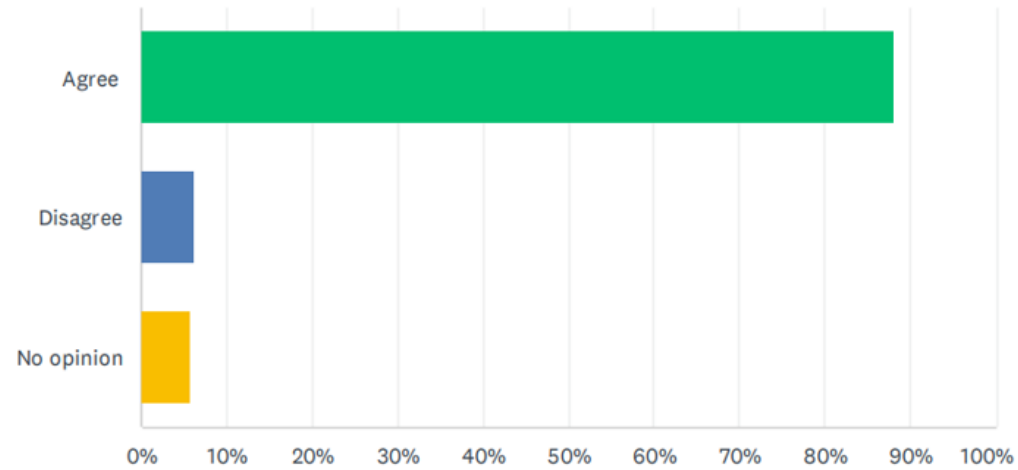
This survey was conducted from 14 December 2021 to 24 January 2022, online at sciencebusiness.net.

Respondents: 260, of whom 180 were applying or had already done so. Of that experienced group, 142 were dealing with collaborative projects (Pillar 2), and 59 actually won awards.

By profession, 37% worked at a university, 12% at a public-sector research institute, 12% at a government body, 11% at a consultancy and 10% were with a small company.

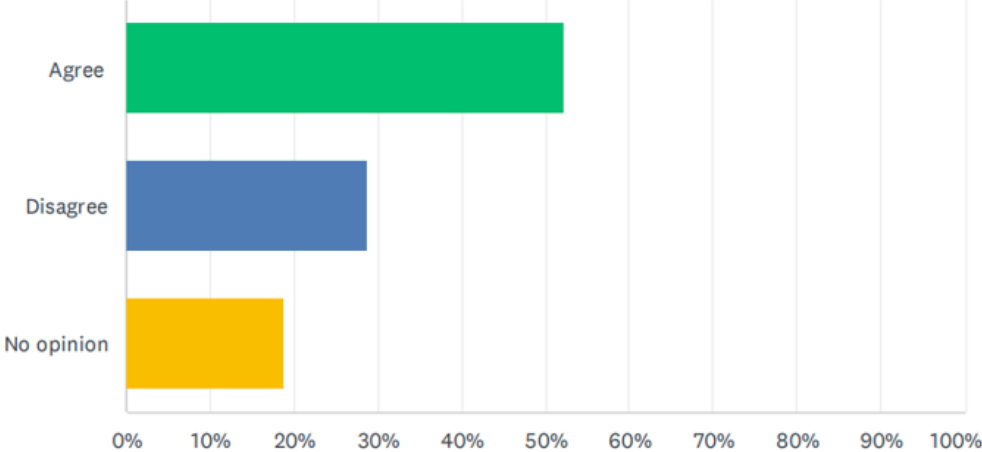
By country, 12% were based in Belgium, 11% in Spain, 10% in France, 8% in Germany, 6% in Italy and 5% in the Netherlands. In all, 10% were based in eastern Europe (Romania, Hungary and Czech Republic topped the list.) Among non-EU countries whose participation in Horizon isn't yet confirmed, 6% were from Switzerland and 3% from the UK.

Good objectives – could make a big difference if well implemented



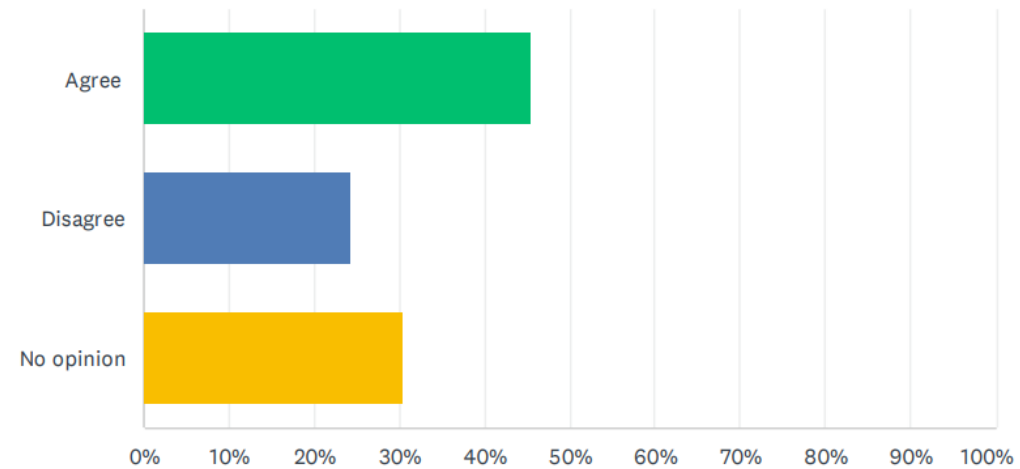
ANSWER CHOICES	RESPONSES	
Agree	88.08%	229
Disagree	6.15%	16
No opinion	5.77%	15
TOTAL		260

Too bureaucratic



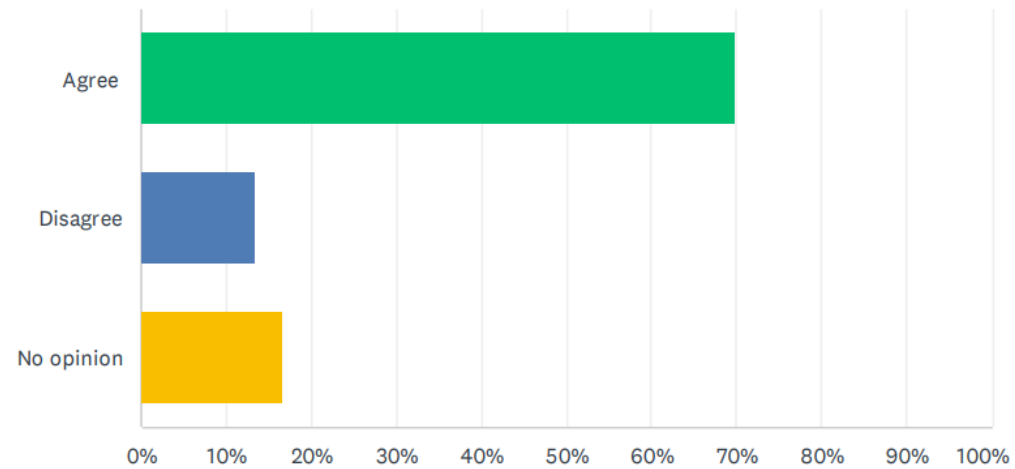
ANSWER CHOICES	RESPONSES	
Agree	52.31%	136
Disagree	28.85%	75
No opinion	18.85%	49
TOTAL		260

An improvement on Horizon 2020



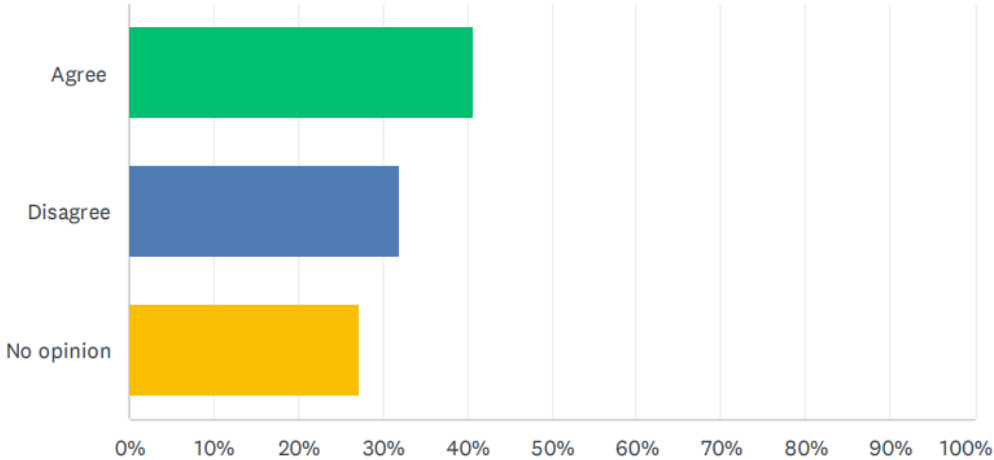
ANSWER CHOICES	RESPONSES	
Agree	45.38%	118
Disagree	24.23%	63
No opinion	30.38%	79
TOTAL		260

Odds of winning a grant are too low



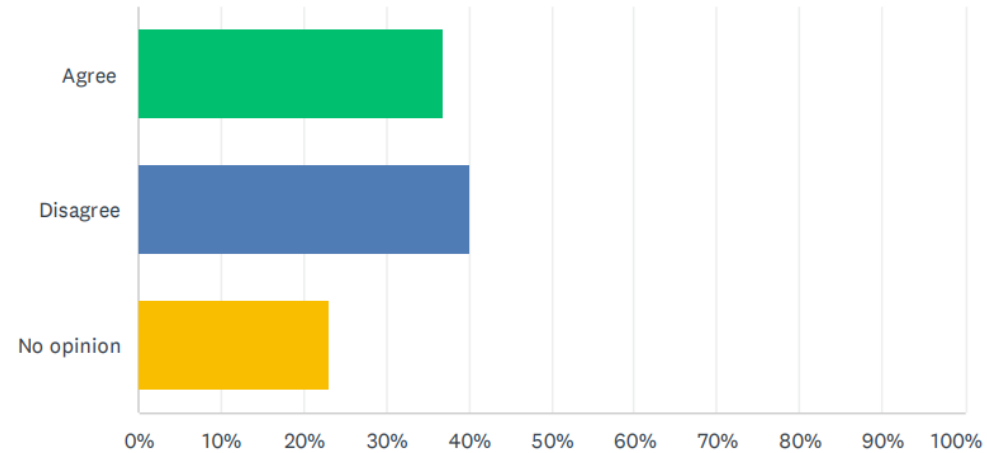
ANSWER CHOICES	RESPONSES
Agree	70.00% 182
Disagree	13.46% 35
No opinion	16.54% 43
TOTAL	260

Will make international research collaborations easier



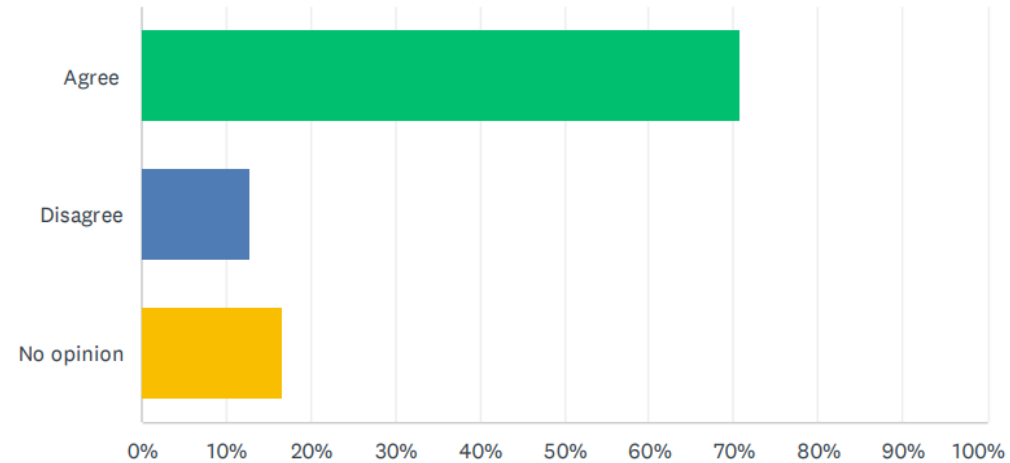
ANSWER CHOICES	RESPONSES
Agree	40.77% 106
Disagree	31.92% 83
No opinion	27.31% 71
TOTAL	260

Too much industry influence on its agenda



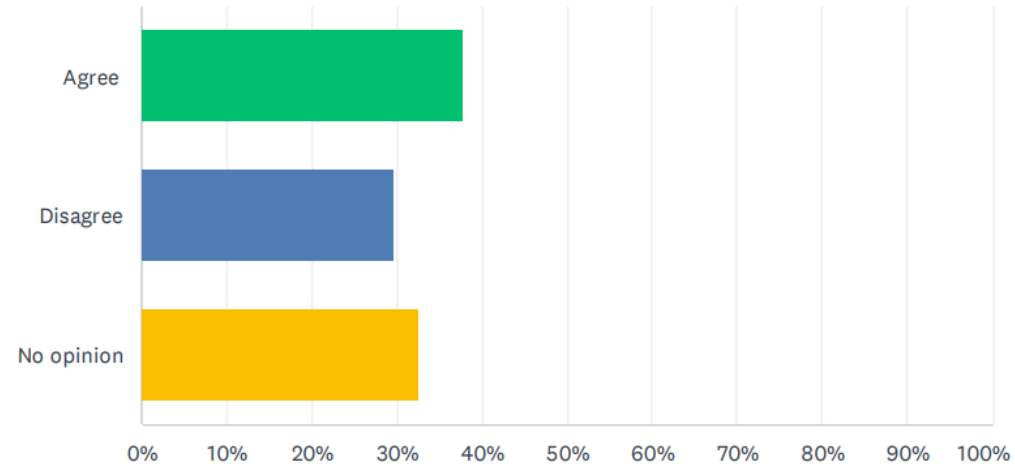
ANSWER CHOICES	RESPONSES
Agree	36.92% 96
Disagree	40.00% 104
No opinion	23.08% 60
TOTAL	260

Will strengthen Europe's R&D capacities overall



ANSWER CHOICES	RESPONSES
Agree	70.77% 184
Disagree	12.69% 33
No opinion	16.54% 43
TOTAL	260

Won't do enough to raise east European R&D capacities

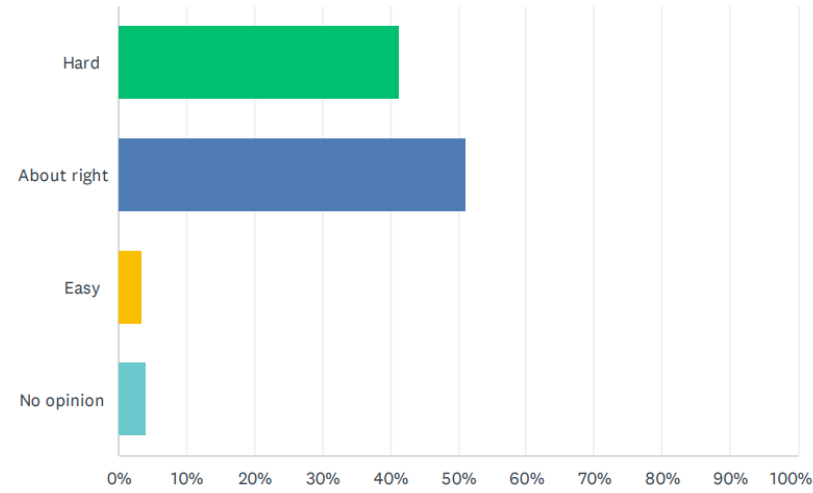


ANSWER CHOICES	RESPONSES
Agree	37.69% 98
Disagree	29.62% 77
No opinion	32.69% 85
TOTAL	260

ANSWER CHOICES	RESPONSES	
a. Collaborative research or innovation project	82.56%	142
b. European Innovation Council	34.88%	60
c. European Research Council	29.65%	51
d. European Institute of Innovation and Technology	13.95%	24
e. Marie Skłodowska Curie Action	34.88%	60
Other (please specify)	8.14%	14
Total Respondents: 172		

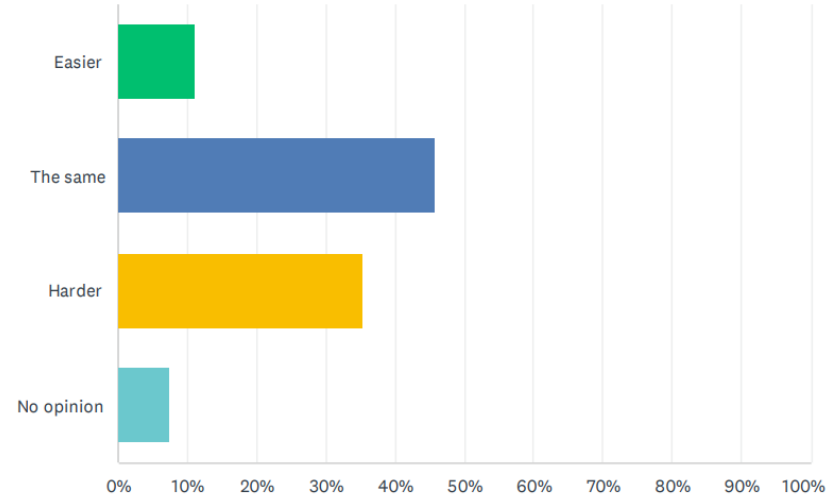
180 respondents told us they had applied to Horizon Europe, 172 specified they applied to these parts of the programme and continued answering the survey questions

How do you find the application?



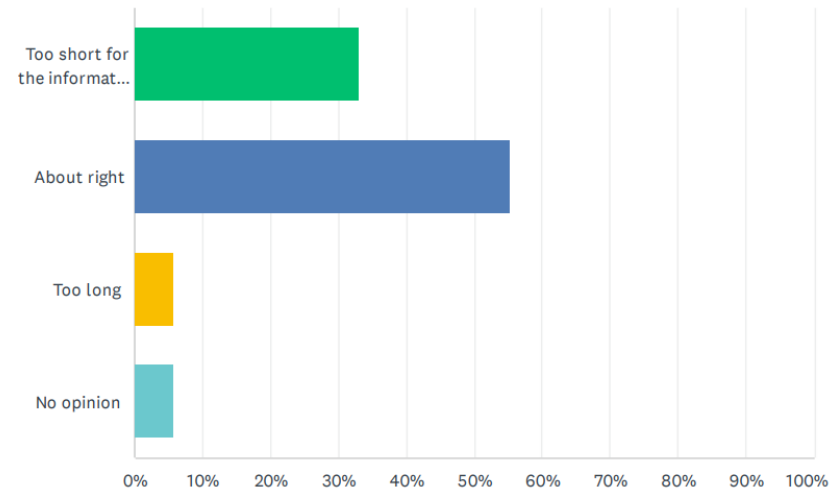
ANSWER CHOICES	RESPONSES	
Hard	41.28%	71
About right	51.16%	88
Easy	3.49%	6
No opinion	4.07%	7
TOTAL		172

Compared to a Horizon 2020 application, you find Horizon Europe's one



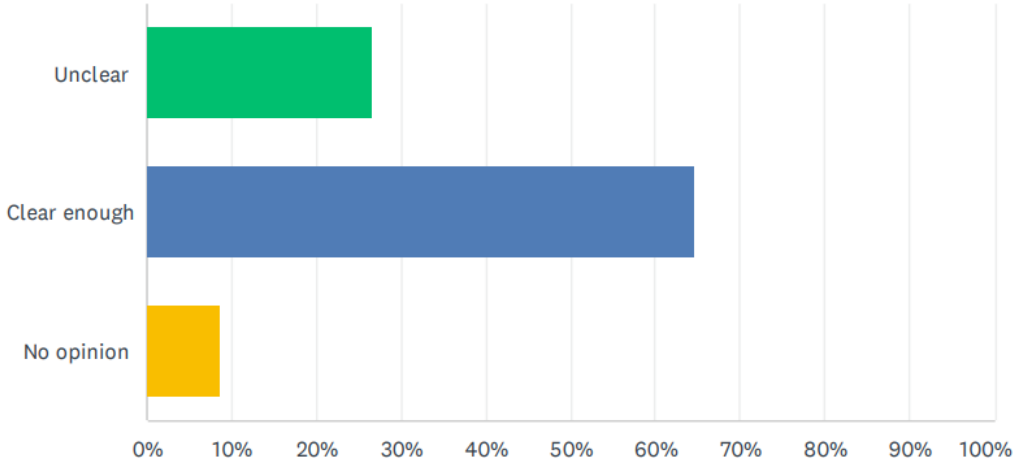
ANSWER CHOICES	RESPONSES	
Easier	11.05%	19
The same	45.93%	79
Harder	35.47%	61
No opinion	7.56%	13
TOTAL		172

The maximum page lengths of an Horizon Europe application are



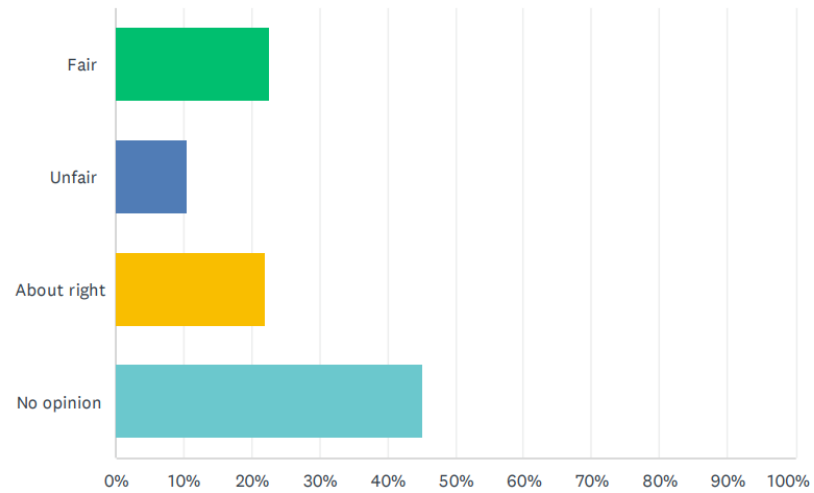
ANSWER CHOICES	RESPONSES
Too short for the information requested	33.14% 57
About right	55.23% 95
Too long	5.81% 10
No opinion	5.81% 10
TOTAL	172

The instructions were



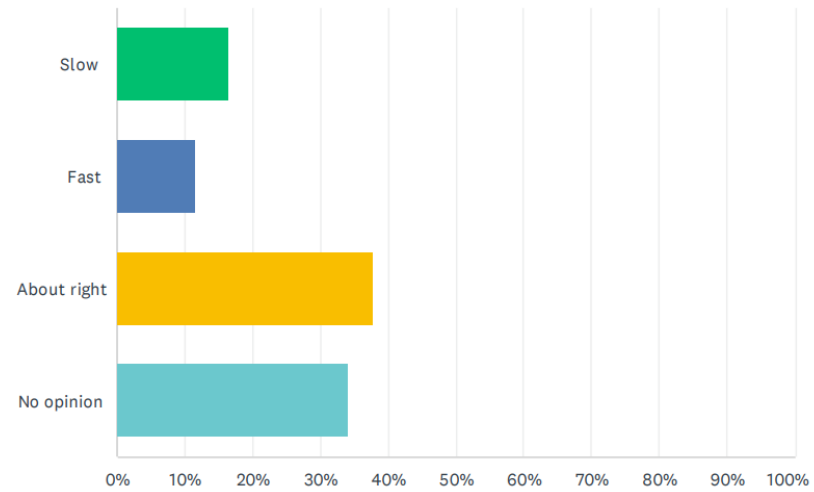
ANSWER CHOICES	RESPONSES	
Unclear	26.74%	46
Clear enough	64.53%	111
No opinion	8.72%	15
TOTAL		172

The process was



ANSWER CHOICES	RESPONSES
Fair	22.56% 37
Unfair	10.37% 17
About right	21.95% 36
No opinion	45.12% 74
TOTAL	164

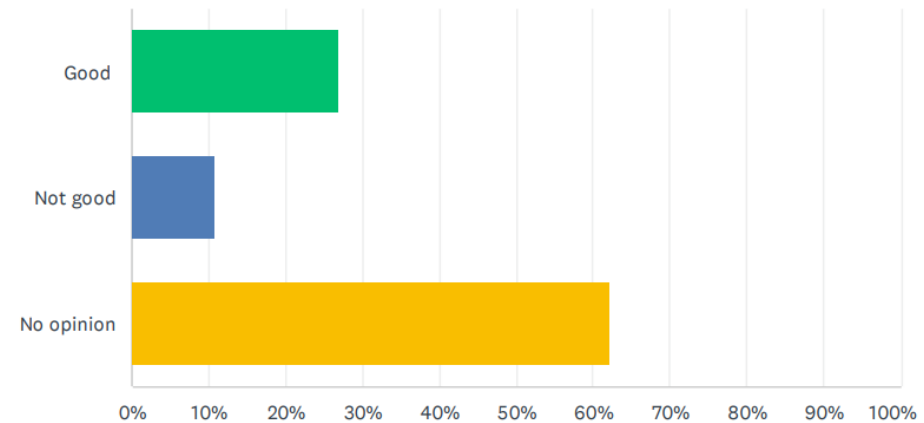
The process was



ANSWER CHOICES	RESPONSES	
Slow	16.46%	27
Fast	11.59%	19
About right	37.80%	62
No opinion	34.15%	56
TOTAL		164

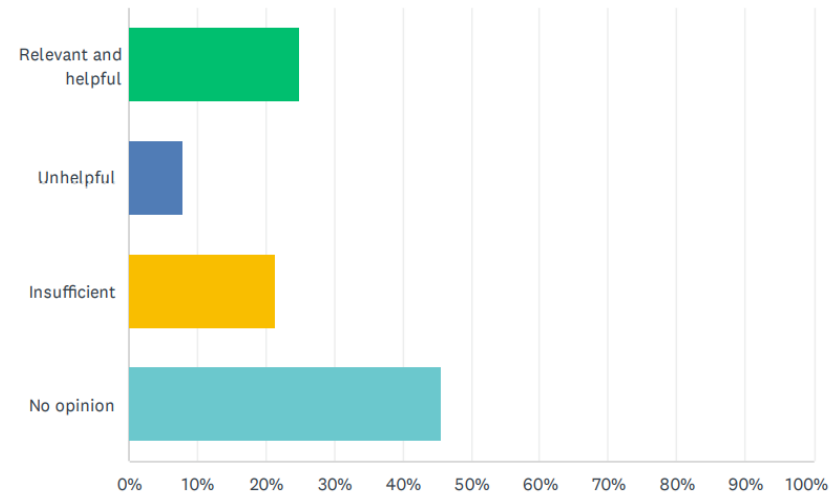
As the programme is so young, only a portion of the survey respondents had yet gotten the final verdict from the Commission or started contracting. As a result, the data collected and visualised in the following eight bar charts is not exhaustive enough to draw conclusions from.

The evaluators were



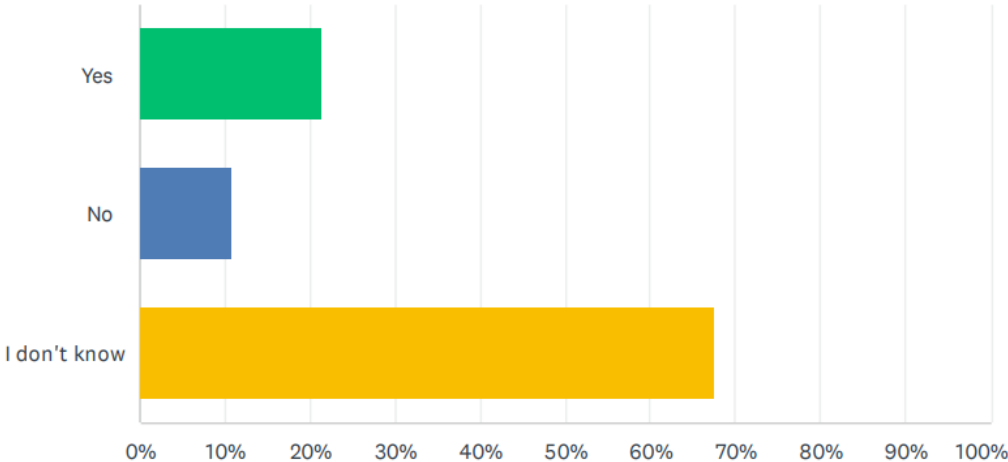
ANSWER CHOICES	RESPONSES	
Good	26.83%	44
Not good	10.98%	18
No opinion	62.20%	102
TOTAL		164

The evaluators provided feedback that was



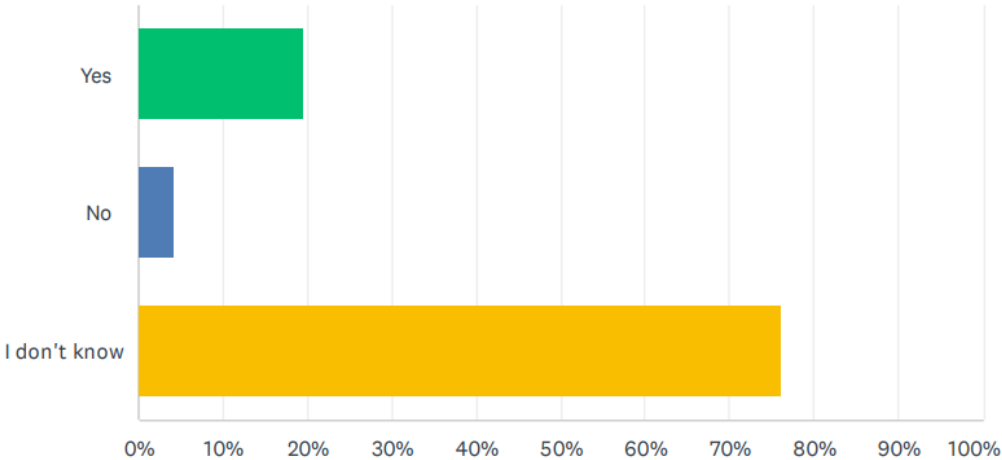
ANSWER CHOICES	RESPONSES	
Relevant and helpful	25.00%	41
Unhelpful	7.93%	13
Insufficient	21.34%	35
No opinion	45.73%	75
TOTAL		164

For those calls with a two-step application, that helped



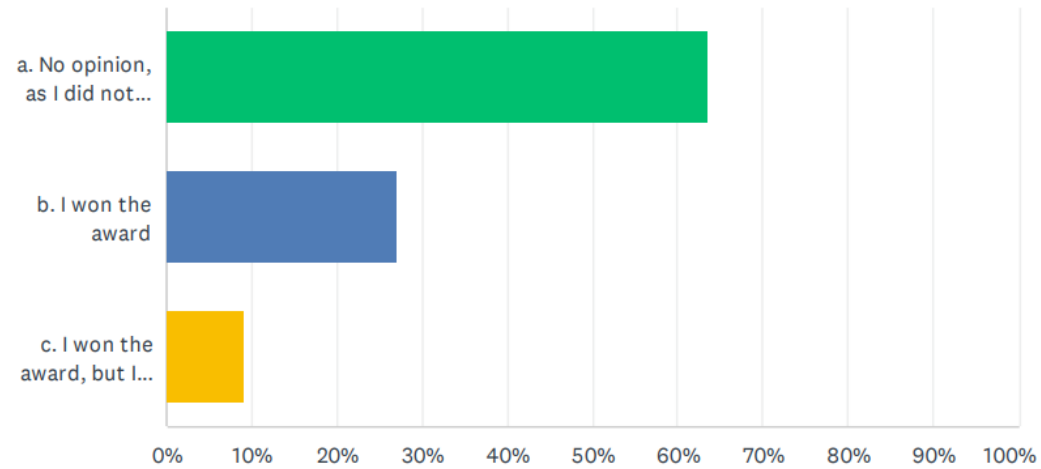
ANSWER CHOICES	RESPONSES	
Yes	21.34%	35
No	10.98%	18
I don't know	67.68%	111
TOTAL		164

For those calls with in-person interviews, that helped



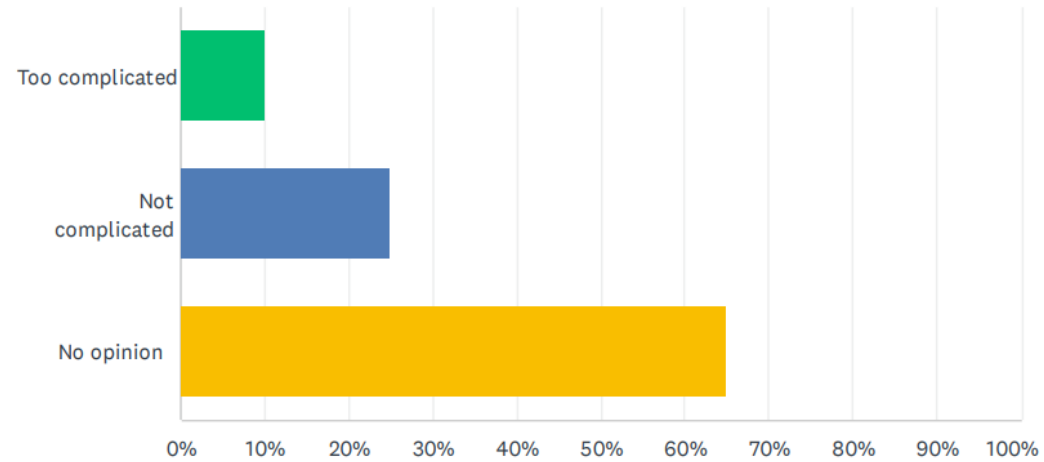
ANSWER CHOICES	RESPONSES	
Yes	19.51%	32
No	4.27%	7
I don't know	76.22%	125
TOTAL		164

If you have already started contracting, how do you feel about the terms?



ANSWER CHOICES	RESPONSES	
a. No opinion, as I did not win the award	63.58%	103
b. I won the award	27.16%	44
c. I won the award, but I have problems with contractual terms	9.26%	15
TOTAL		162

How do you find the contracting?

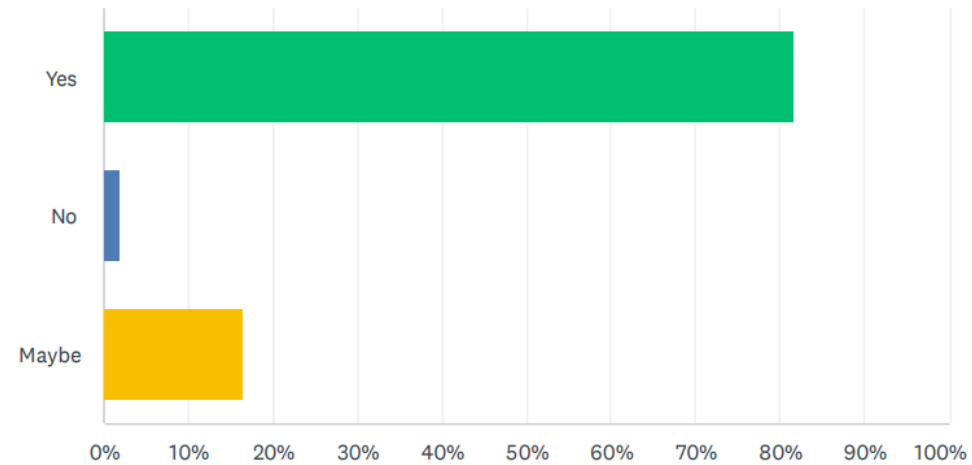


ANSWER CHOICES	RESPONSES	
Too complicated	10.00%	14
Not complicated	25.00%	35
No opinion	65.00%	91
TOTAL		140

Which of the following contractual terms you had problems with?

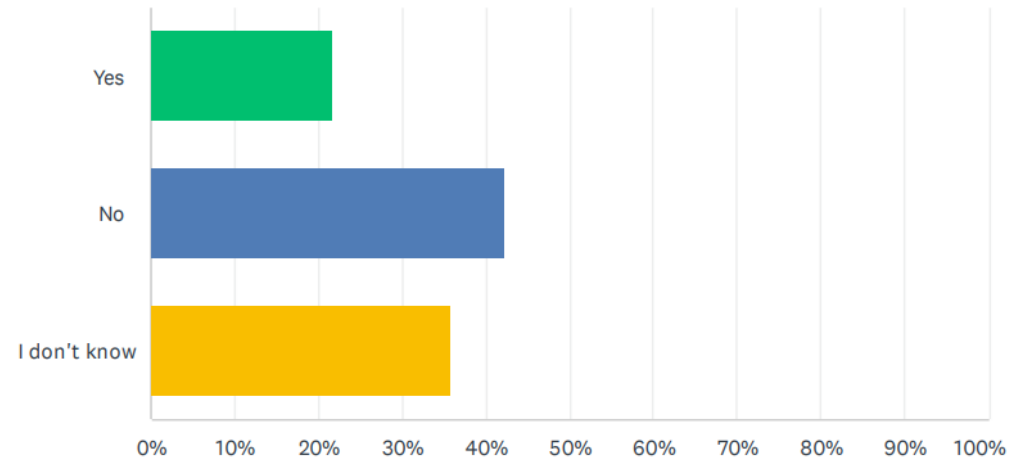
ANSWER CHOICES	RESPONSES	
i. Intellectual Property	27.78%	5
ii. Reimbursement	38.89%	7
iii. Overhead allowance	33.33%	6
iv. Subcontracting terms	27.78%	5
v. Gender and equality terms	16.67%	3
vi. Ethical and responsible research terms	16.67%	3
vii. Dissemination and impact requirements	27.78%	5
viii. Third-country partnership terms	66.67%	12
Other (please specify)	27.78%	5
Total Respondents: 18		

Based on this experience, would you apply again to Horizon Europe?



ANSWER CHOICES	RESPONSES	
Yes	81.65%	129
No	1.90%	3
Maybe	16.46%	26
TOTAL		158

Those who haven't yet, are you likely to apply to the programme?



ANSWER CHOICES	RESPONSES	
Yes	21.79%	17
No	42.31%	33
I don't know	35.90%	28
TOTAL		78

If yes, to which part of the programme are you likely to apply?

ANSWER CHOICES	RESPONSES	
a. Collaborative research or innovation project	54.55%	24
b. European Innovation Council	11.36%	5
c. European Research Council	15.91%	7
d. European Institute of Innovation and Technology	11.36%	5
e. Marie Skłodowska Curie Action	11.36%	5
f. Don't plan to apply	29.55%	13
Other (please specify the programme)	2.27%	1
Total Respondents: 44		

Why have you not yet applied?

ANSWER CHOICES	RESPONSES	
a. They haven't announced a call yet that's relevant to me	23.08%	15
b. The programme isn't likely to have anything relevant to me	13.85%	9
c. The odds of winning the money are too low to bother	15.38%	10
d. I simply haven't gotten around to it yet	12.31%	8
e. I am still assessing its relevance to me	16.92%	11
f. Too much effort to bother	13.85%	9
g. As I am outside the EU, it isn't clear yet how or whether I can apply	10.77%	7
h. I prefer to apply to national or other programmes	10.77%	7
Other (please specify)	30.77%	20
Total Respondents: 65		

I work at

ANSWER CHOICES	RESPONSES	
a. A university	37.33%	81
b. A small company	10.14%	22
c. A big company	3.69%	8
d. A public-sector research institute	11.98%	26
e. A government body	10.60%	23
f. An NGO or association	6.45%	14
g. A consultancy	11.06%	24
Other (please specify)	8.76%	19
TOTAL		217